

DESIGN NO. 69-4

'REDWING 35'

27'-6" L.W.L. AUXILIARY SLOOP

for

HINTERHOELLER LTD.

EQUIPMENT LISTS

- |            |  |
|------------|--|
| LIST NO. 1 | ELECTRICAL EQUIPMENT   |
| 2          | MECHANICAL EQUIPMENT   |
| 3          | HULL FITTINGS, FIXTURES & HARDWARE   |
| 4          | RIG & DECK HARDWARE  |
|            | (A) STANDING RIGGING   |
|            | (B) TURNBUCKLES  |
|            | (C) RUNNING RIGGING  |
|            | (D) BLOCKS   |
|            | (E) WINCHES  |
|            | (F) CLEATS   |
|            | (G) SNAP SHACKLES  |
|            | (H) GENERAL  |
| 5          | MISCELLANEOUS  |
| 6          | MISC. EQUIPMENT REQUIRED FOR N.A.Y.R.U.<br>CLASS 2 RACES NOT LISTED ELSEWHERE. |

ELECTRICAL EQUIPMENT

- 1 Battery - 12V., 600 Amp. Hr.
- 1 Breaker Panel - 6 Circuits
  
- 1 Bilge Blower with venting as per  
U.S.C.G. Regulations.

EXTERIOR LIGHTING

- 1 Pr. Side Lights - Perko or Japanese ~~EL~~
- 1 Stern Light - " " ~~EL~~
- 1 Bow Light - " " ~~EL~~

INTERIOR LIGHTING

- 10 Dome Lights -
- \* 1 Chart Table Light - Lucas Flexilight

\* Optional at extra cost.

MECHANICAL EQUIPMENT

ENGINE - Universal Atomic Four - Direct Drive

PROPELLOR - 12" x 6" R.H. Style 'E' 2 Blade Solid

\* 12" x 6" Martec Folding

BROWN

STEERING GEAR

1 Pedestal Steerer - Custom - Morch Mfg.

1 Double Idler

2 Flat Single Sheaves

1 Quadrant - 10"

2 Ft. Roller Chain - 5/8" S.S.

3 Master Links - 5/8" S.S.

2 Roller Chain/wire Adapters

28" Destroyer Wheel - Al.

or S.S. - Yacht Specialties Co. \*  
Fig. 200S - 28"

Emergency Tiller - Custom - Builder

1 Hand Bilge Pump - Whale gusher 10 with deck fitting  
for thru-deck operation.

1 Galley Sink - Polar Fig. 162-8 )

1 Galley Sink Pump - Whale Flipper Mk. 111 )

1 Washroom Sink - Polar Fig. 12-1 )

Drains -  
Polar Fig. 7466 Jr.

1 Washroom Pump - Whale Flipper Mk. 111

1 Marine Toilet - Brydon B-9127

\* 1 Holding Tank - Polyethylene - Custom

1 Fresh Water Tank - " "

1 Fuel Tank - Stainless Steel - Custom

\* OPTIONAL AT EXTRA COST

- 1 Galley Stove - 2 Burner with oven - Hiller
- 2 Ventilators (U.S.C.G. Bilge Venting)

Flush Thru-Hull fittings as required:

Engine intake water

Toilet intake

Toilet outlet (if no holding tank)

Galley sink drain (link to cockpit drain)

Cockpit drains

Toilet sink outlet (link to toilet outlet or  
to holding tank)

Bow Pulpit - Hy-Styles - S.S.

Stanchions - 1" O.D. S.S. Tubing

Upper Lifeline - Plastic coated S.S. wire

\* Lower Lifeline - S.S. wire

\* Stern Pulpit - Hy-Styles - S.S.

STANDING RIGGING

<u>ASSY'S REQ'D</u>	<u>ITEM</u>	<u>DIA. &amp; CONSTRUCTION</u>	<u>TERMINAL UPPER END</u>	<u>TERMINAL LOWER END</u>	<u>REMARKS</u>
1	JIBSTAY	½" Ø 1x19 * or solid rod	Marine Eye with Toggle M-577-½"	AN-668-8 Eye	Turnbuckle S - J Lwr. End
1	BACKSTAY	½" Ø 1x19 * or Solid Rod	Marine Eye	N11	S - J Turnbuckle Swaged onto wire
2	MAIN SHROUD	½" Ø 1x19	Marine Eye	N11	" "
4	LOWER SHROUD	3/16" Ø 1x19	AN667-6 Jaw	N11	" "

TURNBUCKLES

- 1 JIBSTAY - S -J OB06 -  $\frac{1}{2}$ " - Jaw & Jaw  
with Narrow Upper Jaw (5/16")
  
- 1 BACKSTAY - S-J OB06 -  $\frac{1}{2}$  or HL06 -  $\frac{1}{2}$   
\* Barient Backstay Adjuster
  
- 2 MAIN SHROUD - S-J OB06 -  $\frac{1}{2}$
  
- 4 LOWER SHROUD - S-J OB06 - S 3/16
  
- 1 TOGGLE (Upper End Jibstay) - Merr. 577 -  $\frac{1}{2}$ "

\* Optional at extra cost.

ASSY'S  
REQ'D.

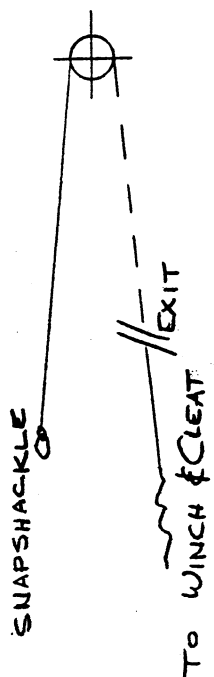
ITEM

MATERIAL

DESCRIPTION

FITTINGS

1 JIB HALYARD 5/32" Ø 7x19 w/3/8" Dacron Tail



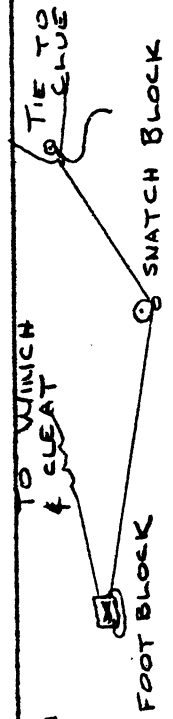
- 1 Snapshackle: NM 1000 S
- 1 Exit: Custom
- 1 Winch: Barlow #16C
- 1 Cleat: 6" Al. or Black Nylon NM524

1 \* JIB HALYARD As Above

AS ABOVE

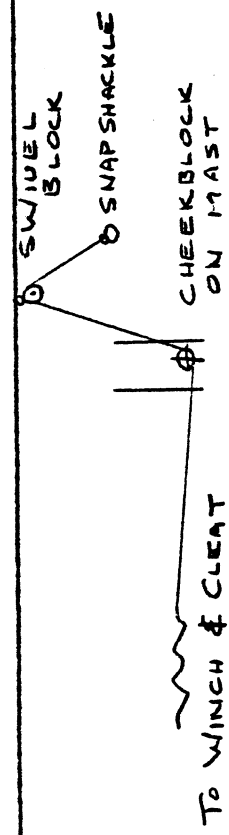
- 1 Snapshackle: NM1000 S
- 1 Exit: Custom
- 1 Cleat: 6" Al. or Black Nylon NM524

1 Pr. GENOA SHEETS 1/2" Ø Braided Dacron



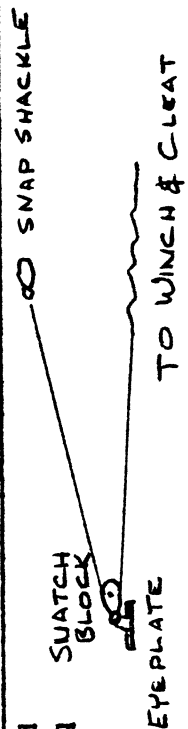
- 2 Snatch Block: NM 120W
- 2 Footblock: NM 620C
- 2 Winch: Barlow #26 Al.
- 2 Cleat: 8" Al.

1 \* SPINNAKER HALYARD 3/8" Ø Braided Dacron



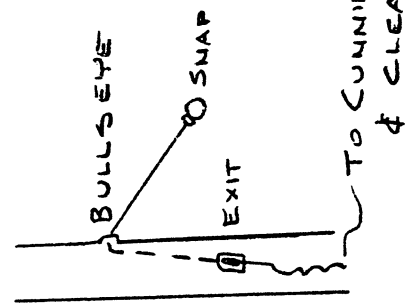
- 1 Single Swivel Block: AD-114-XS-7
- 1 Snapshackle: NM 2000S
- 1 Cheekblock: AD-140-XD-7
- 1 Winch: Barlow #14 Al.
- 1 Cleat: 6" Al.

2 \* SPINNAKER SHEETQ 7/16" Ø Braided Dacronq



- 2 Snapshackle: NM 1000 FR
- 2 Snatch Block: NM 120W
- 2 Winch: Barlow #24
- 2 Cleat: 8" Al.
- 2 Eyeplate: M416 #3

1 \* SPINNAKER POLE TOPPING LIFT 3/8" Ø Braided Dacron



- 1 Snapshackle: NB 2000S
  - 1 Bullseye: Spar Mfg.
  - 1 Exit: Custom-Tufnol
  - 1 Cleat: 6" Al. or NM523
  - 1 Winch: Barlow #14 Al.
- (Use for Cunningham also)

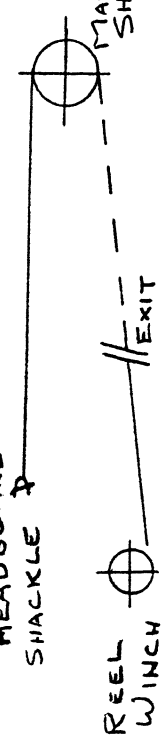
ASSY'S  
REQ'D

FITTINGS

DESCRIPTION

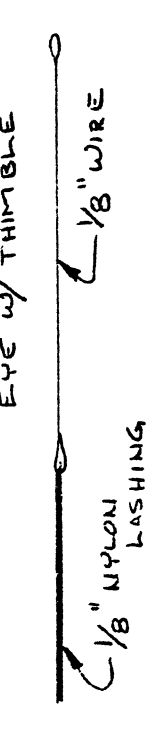
MATERIAL

- 1 Headboard Shackle: M390J - 3/8"
- 1 Spar Exit: Custom of EF457
- 1 Reel Winch: Barlow #17H



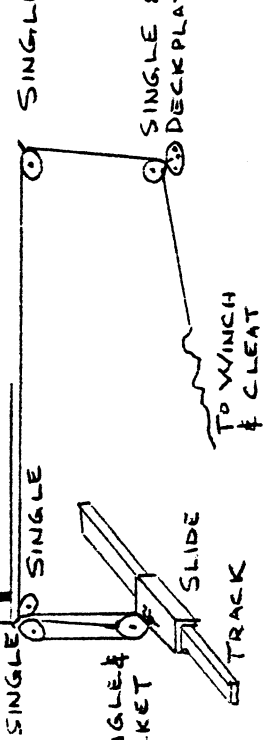
1 MAIN HALYARD 5/32" Ø 7x.19

- 1 Masthd Sheave
- 1 Eye w/ Thimble
- 1/8" Wire
- 1/8" Nylon Lashing




1 MAIN TOPPING  
LIFT 1/8" Ø Braided  
Nylon Lashing

- 3 Singles - AD-111-XS-7
- 1 Single & Becket - AD-111-BS-7
- 1 Single & Deck Plate - AD-110-XD-7
- 1 Traveller ) SB 1054
- 1 Track ) 4 1/2 Ft. Track
- 1 Winch: Barlow #16
- 1 Cleat: 6" Al.



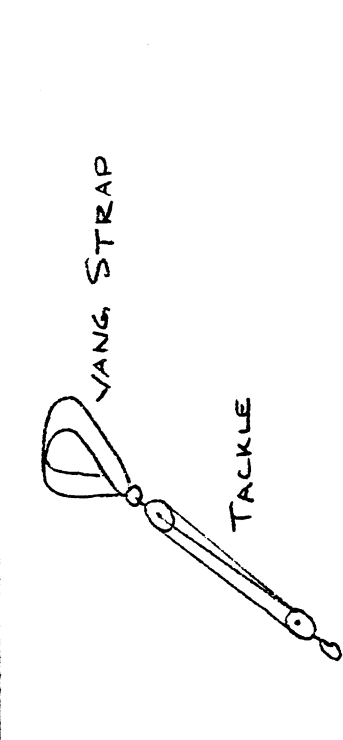
1 MAINSHEET 3/8" Ø Dacron  
Braid

- 1 Eyeplate: RF 291
- 1 Cleat: NM523 (Blk. Nylon)



1 MAIN LUFF  
CUNNINGHAM 3/8" Ø Braided  
Dacron

- 1 'Handy Billy' Tackle - L995
- 1 Vang Strap - Sailmaker



1 MAIN BOOM  
VANG 3/8" Ø Braided  
Dacron



ASST'S REQ'D	ITEM	MATERIAL	DESCRIPTION	FITTINGS
1	* SPINN. POLE FOREGUY	3/8" Ø Braided Dacron	AFT TO COCKPIT 	1 Snapshackle: NM 2000 S 1 Snatch Block: L151P 1 Eyeplate: M 416 #1
1	* SPINN. SLIDE LIFT	3/8" Ø Braided Dacron		2 Cheekblock: RP 28S 1 Clam Cleat: Taylor 211A 1 Eye Slide: R-C #163

MANUFACTURER'S CODE:

- NM - Micro Marine
- L - Lewmar
- AD - Schaeffer Marine
- M - Merriman
- RF - Renstan

BLOCKS

<u>NO. REQ'D.</u>	<u>ITEM</u>	<u>TYPE</u>	<u>FIG. NO.</u>	<u>ROPE DIA.</u>
3	MAINSHEET	Single	AD-111-XS-7	3/8"
1	"	Single & Becket	AD-111-BS-7	3/8"
1	"	Single on Deckplate	AD-110-XD-7	3/8"
1	BOOM VANG	"Handy Billy" Tackle	L 995	3/8"
2	GENOA SHEET	Snatchblock	NM 120W	1/2"
2	" "	Footblock	NM 620C	1/2"
* 1	SPINNAKER HALYARD	Single Swivel	AD-114-XS-7	3/8"
* 1	"	Cheekblock	AD-140-XD-7	3/8"
* 2	SPINNAKER SHEET	Snatchblock	NM 120W	7/16"
* 1	SPINN. POLE FOREGUY	Snatchblock	L 151P or NM 120W	3/8"
* 2	SPINN. SLIDE LIFT	Cheekblock	RF 285	3/8"

\* Optional at Extra Cost

MANUFACTURER'S CODE:

AD - Schaeffer Marine

NM - Nicro Marine

L - Lewmar

RF - ROWSTAN

- 1 Main Halyard Reel - Barlow #17H - Chrome
- 1 Jib Halyard - Barlow #16 - C.  
or #20 - C.
- 1 Mainsheet - Barlow #16 - Al.
- 2 Genoa Sheet - Barlow #26 - Al.
- \* 1 Spinnaker Halyard - Barlow #14 - Al.
- \* 2 Spinnaker Sheet - Barlow #24 - Al.
- \* 1 Spinn. Pole Lift - Barlow #14 - Al.  
(Cunningham also)

\* Optional at Extra Cost.

CLEATS

- 1 MAINSHEET - 6" Al.
- 1 CUNNINGHAM - NM523
- 1 JIB HALYARD - NM524
- \* 1 JIB HALYARD - NM524
- 2 GENOA SHEET - 8" Al.
- \* 1 SPINNAKER HALYARD - 6" Al.
- \* 2 SPINNAKER SHEET - 8" Al.
- \* 1 SPINN. POLE LIFT - NM523
- 1 CUNNINGHAM CLEAT - NM523
- 2 EXTRA COCKPIT CLEATS - 8" Al.
- 1 BOW MOORING CLEAT - 10" Al.

SNAPSHACKLES

- 1 HEADBOARD SHACKLE - M390J - 3/8"
- 1 JIB HALYARD SNAPSHOT - NM1000S
- \* 1 JIB HALYARD SNAPSHOT - NM1000S
- 1 JIB TACK SNAPSHOT - NM1000P
- \* 1 JIB TACK SNAPSHOT - NM1000P
- \* 1 SPINNAKER HALYARD SNAPSHOT - NM2000S
- \* 2 SPINNAKER SHEET SNAPSHOT - NM1000FR
- \* 1 SPINN. POLE TOPPING LIFT SNAPSHOT - NM2000S
- \* 1 SPINN. POLE FOREGUY SNAPSHOT - NM2000S

\* Optional at Extra Cost

GENERAL

- 1 MAINSHEET TRAVELLER ) SB 1054  
comp. with 4½ Ft. track )
- \* 2 SPINN. SHEET EYEPLATES - M416 #3
- \* 1 SPINN. POLE FOREGUY EYEPLATE - M416 #1
- \* 1 SPINN. POLE - Al. <sup>3.50"</sup>~~3.75"~~ O.D. x <sup>.120</sup>~~.125~~ Wall Tubing  
End Fittings - R.C. Marine ~~№~~ № 04-0247-05
- \* 1 SPINN. EYE SLIDE - R.C. No. ~~№~~ 04-0222-02
- \* 6 FT. SPINN. POLE TRACK - 1½" Extruded Al. Kawneer Die #KS0836
- 1 MAIN BOOM - 4" Dia. Al. with Vaasen  
Roller Reefing Gooseneck - Fig. 5064  
& Swivel End Fitting - Fig. 5024
- 1 DECKPLATE - Fuel
- 1 DECKPLATE - Water
- 1 DECKPLATE - Blank for holding tank discharge
- 1 EYEPLATE - Cunningham - RF 291
- 1 VANG STRAP - Sailmaker

SB - Seaboard Marine

M - Merriman

RF - Ronstan

- \* 1 DITTY BAG
- \* 1 BOSUN'S CHAIR
- \* 1 MAINSAIL COVER
- \* 1 BOATHOOK
- \* 3 DOCK LINES - 30 Ft. Ea. - Multipro.
- \* 4 RUBBER FENDERS
- \* 1 SET SHIP'S TOOLS
- \* RIPSTOP SAIL REPAIR TAPE
- \* SHROUD ROLLERS
- \* TURNBUCKLE BOOTS ON ALL TURNBUCKLES  
AT DECK LEVEL
- \* TAFFRILL FLAGSTAFF & SOCKET
- \* ENSIGN
- \* BURGEE

\* All items optional at Extra Cost.

N.A.Y.R.U. MISC.  
EQUIPMENT REQ'D FOR  
CLASS 2 RACES

(Not listed elsewhere)

- 2 Horseshoe Liferings & Holders as per N.A.Y.R.U. Group F, Para. 8(b).
- 1 Personal Safety Belt per Man.
- 1 Life Preserver (approved) with whistle per man.
- 1 6-man Inflatable Life Raft (2 compartment type).
- 1 Flare Gun with 6 red & 2 white parachute flares in waterproof container.
- 1 Heaving Line (50 Ft.Min.) Floating Type.
- 1 Manual Foghorn.
- 1 First Aid Kit & Manual.
- 1 Anchor - 13 lb. Danforth.
- 1 Anchor - 22 Lb. Danforth.
- 200 Ft. Anchor Rode -  $\frac{1}{2}$ " nylon.
- 3 Fire Extinguishers (D.O.T. or U.S.C.G. approved).
- 1 Pr. Bolt Cutters.
- 1 Set of International Code Flags & Code Book.
- Suitable charts, light lists, & equipment for piloting.
- Radio Direction Finder.
- Radio Receiver 150-400 kc, 2 - 4 mc bands.
- Radio Transmitter 35 Watts AM, 20 Watts FM Min.
- Speedometer or Log.
- Spare Running Lights & Power Source.
- Storm Trysail & Storm Jib.




# Hinterhoeller Limited

BOAT BUILDERS

Post Office Box 970,  
526 Regent Street,  
NIAGARA-ON-THE-LAKE, ONTARIO

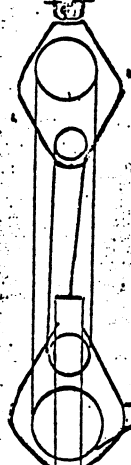
Phone  
468-3268

## RW 30 & 35      BOOM VANG



NM .500 VANG STRAP

F.G. 242 SAFETY SNAP



F.G. 101 SWIVEL FIDDLE BLOCK

F.G. 618 SWIVEL BLOCK W.  
BECKET & CAM



F.G. 242 SAFETY SNAP

Hinterhoeller  
Limited

526 Regent Street  
Niagara-on-the-Lake  
Ontario

Box 970  
Niagara-on-the-Lake  
Ontario, Canada

Telephone  
(416) 468-3268

C&C 35

2nd jib halyard consisting of:

3/16" 7 x 19 wire rope

3/8" Multipro tail

wire to rope splice

1 - 6" cleat


1 - Micro 1000S snap shackle

1 - Custom exit box

1 - Micro 1000S snap shackle for jib tack

Price: \$125.00

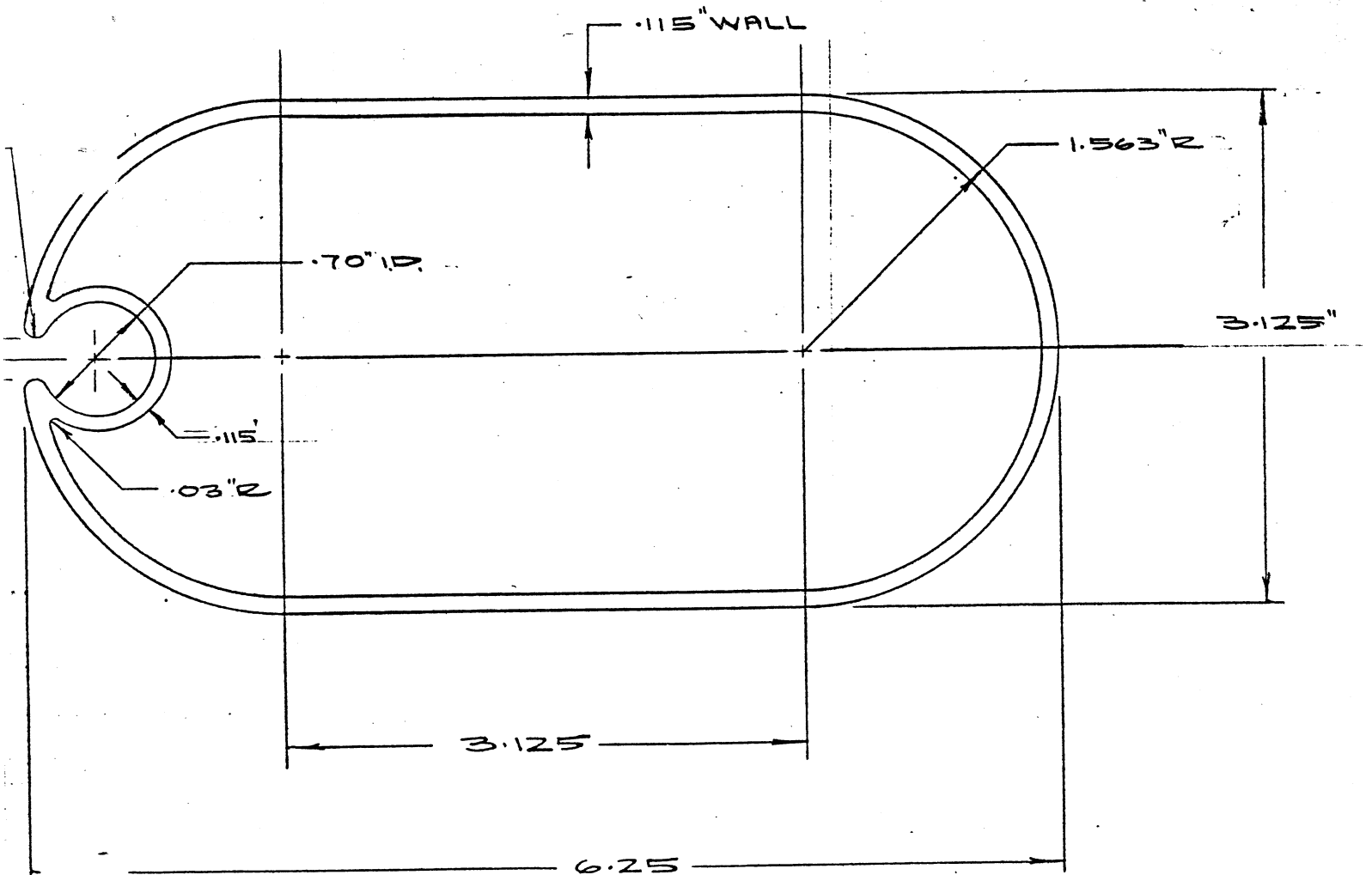
a division of



SECTION DATA - PREDICTED

C&C 25 MAS  
C & C 35 BOOM

ALLOY	-	6351-T6 OR EQUIVALENT
PERIM.	-	17.36 IN (LUFF GROOVE INCLUDED)
AREA	-	1.80 IN <sup>2</sup>
WT/FT	-	2.13 <del>1.83</del> LBS
ILL	-	7.73 IN <sup>4</sup> (LUFF GROOVE NOT INCLUDED) $S_L = 2.47$
ITT	-	2.86 IN <sup>4</sup> (LUFF GROOVE NOT INCLUDED) $S_T = 1.83$
EXTRUSION LENGTH	30.50 FT WITH ENDS TRIMMED APPROX	
MAX. TOLERANCE ON TWIST	3° PER EXTRUSION LENGTH	
FINISH -		



C&C 25 SECTION